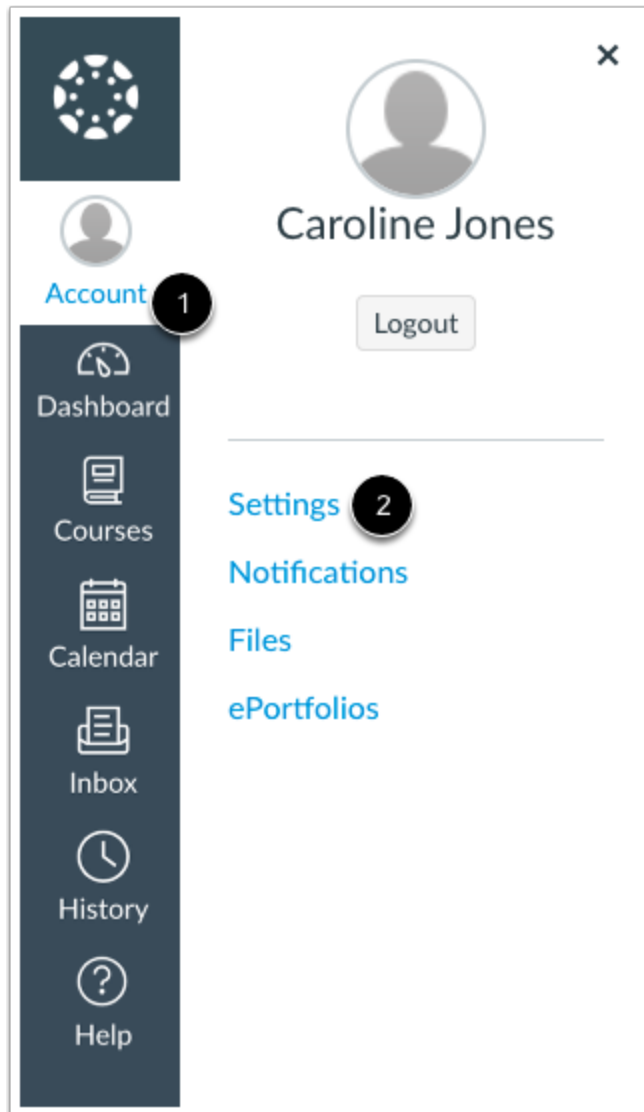


Parents and other Observers,

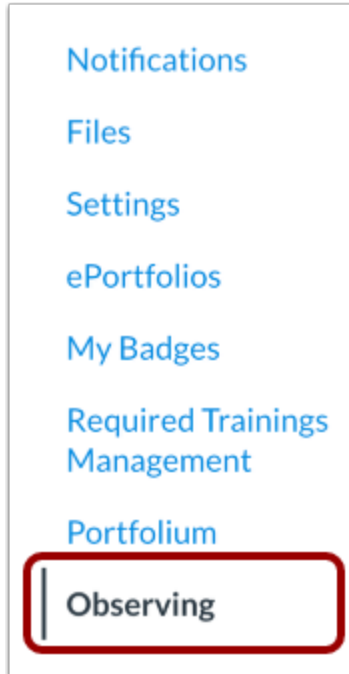
To link yourself to a student, you will need to enter a student-specific pairing code. Pairing codes are case sensitive and are valid for seven days. Students can generate pairing codes from their User Settings.

Open Account Settings



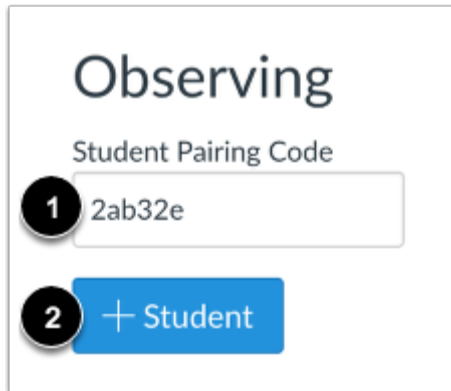
In Global Navigation, click the **Account** link [1], then click the **Settings** link [2].

Open Observing



In User Navigation, click the **Observing** link.

Add Student



Type the pairing code in the **Student Pairing Code** field [1] and click the **Add Student** button [2].

View Student

Observing

Student Pairing Code

+ Student

Students Being Observed

Emily Boone ←

View the paired student.

This information was pulled from the following Canvas website:

<https://community.canvaslms.com/t5/Observer-Guide/How-do-I-link-a-student-to-my-user-account-as-an-observer/ta-p/539>